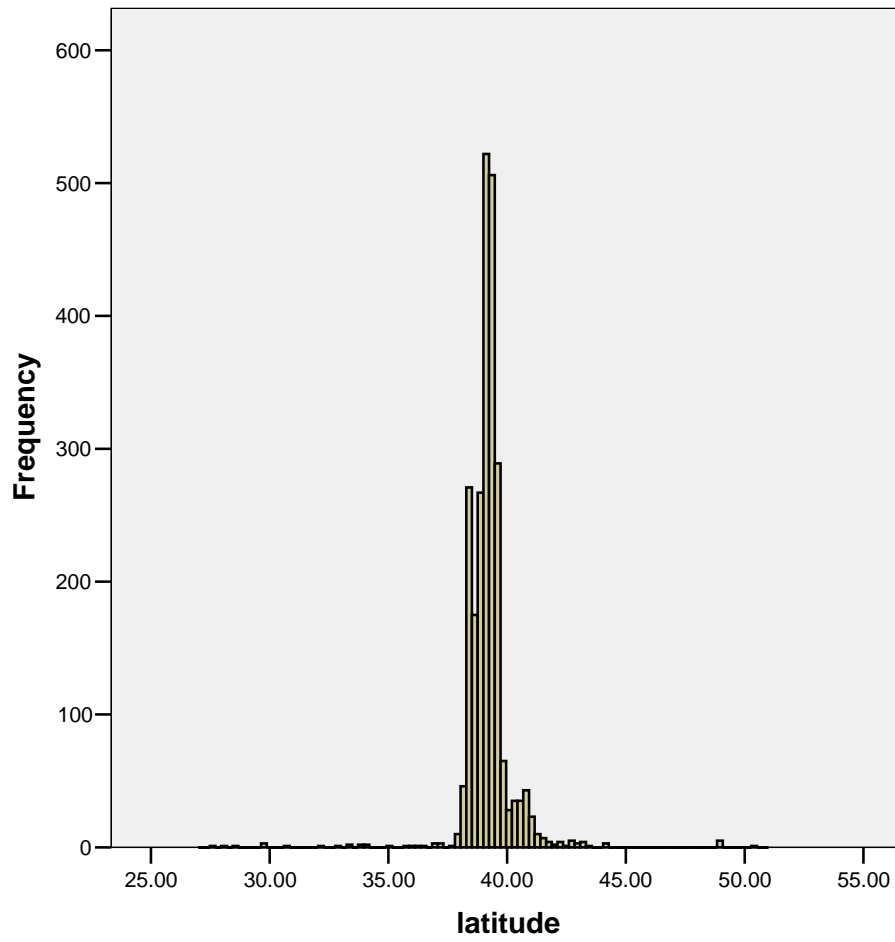
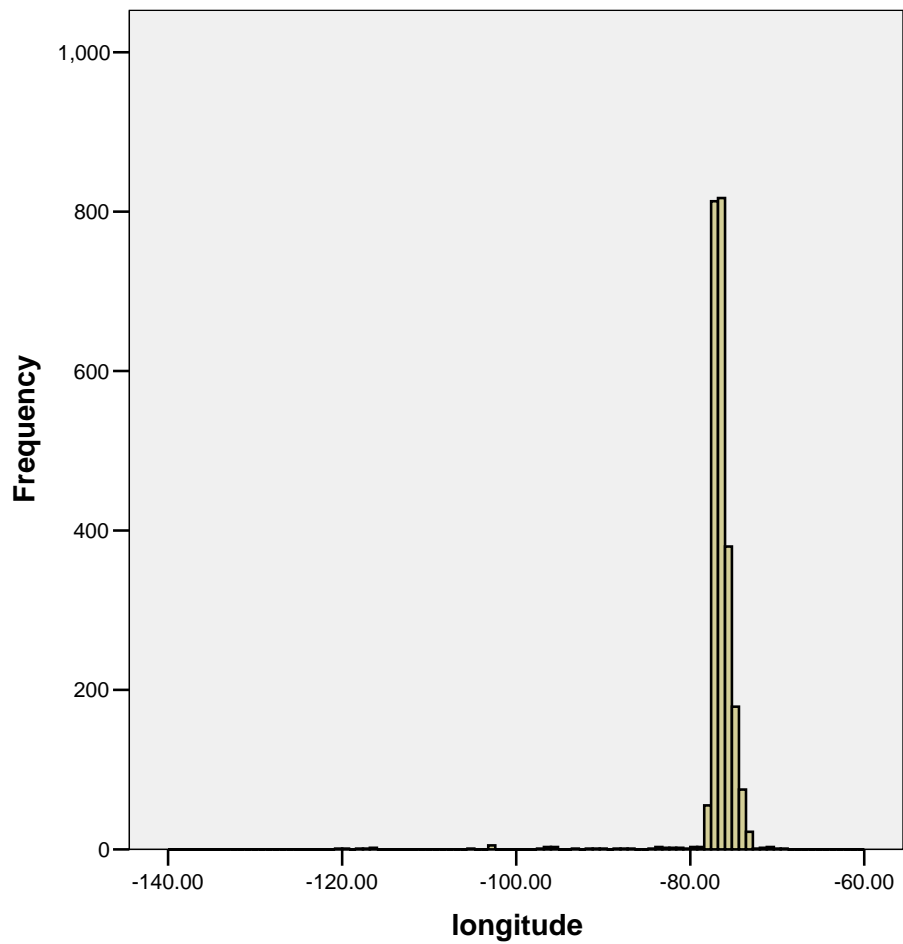


Descriptive Statistics

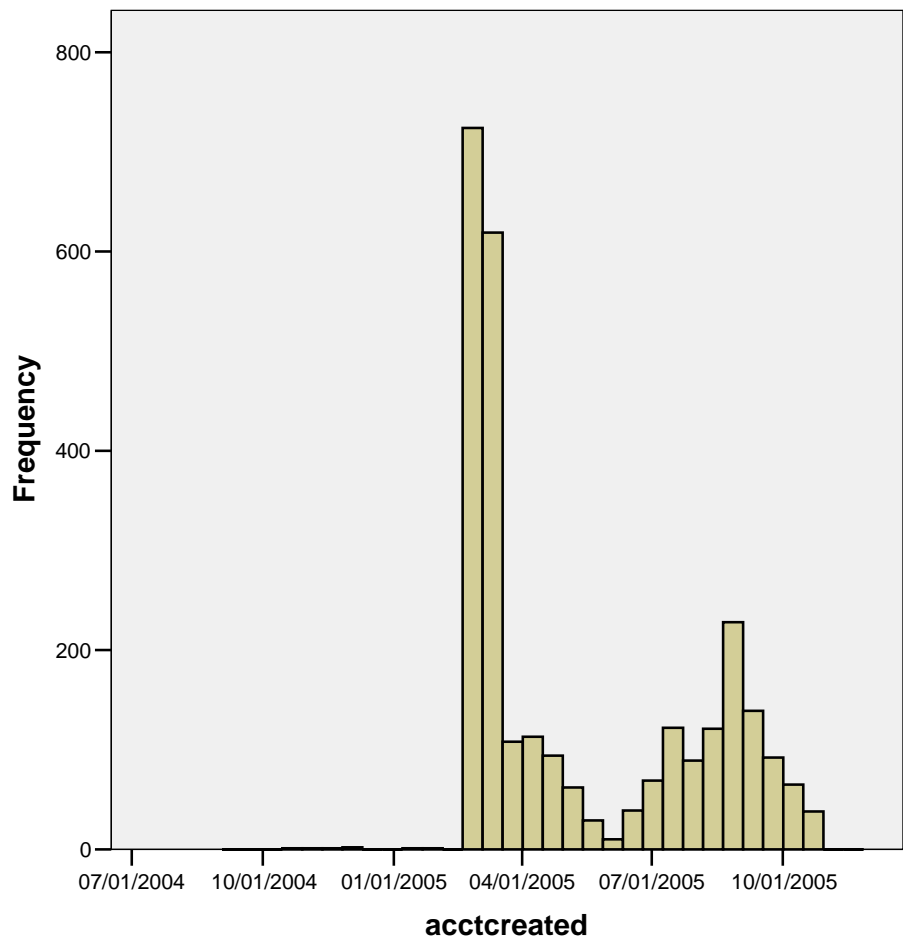
	N	Minimum	Maximum	Mean	Std. Deviation
acctcreated	2768	10/22/2004	10/27/2005	05/11/2005	80 09:15:16.3
lastaccess	2746	03/01/2005	11/11/2005	10/13/2005	40 03:12:40.1
birthdate	2220	03/18/1975	06/21/1988	07/04/1985	514 21:17:21
schoolyear	2392	2004.00	2010.00	2007.3821	1.15773
friendcount	2763	1.00	379.00	69.3286	50.41816
gender	2655	0	1	.58	.494
sexorient	2032	0	1	.01	.083
latitude	2392	27.69	50.38	39.1965	1.08783
longitude	2392	-120.36	-69.08	-76.6513	2.97569
Accounting	1324	0	1	.06	.237
Art	1324	0	1	.09	.280
Biology	1324	0	1	.13	.332
Chemistry	1324	0	1	.04	.205
CommunicationArts	1324	0	1	.18	.382
CriminalJustice	1324	0	1	.01	.106
Economics	1324	0	1	.01	.106
English	1324	0	1	.07	.248
Finance	1324	0	1	.08	.264
French	1324	0	1	.00	.061
Geography	1324	0	1	.02	.133
History	1324	0	1	.09	.282
Management	1324	0	1	.07	.250
Marketing	1324	0	1	.14	.342
Mathematics	1324	0	1	.04	.206
Music	1324	0	1	.02	.154
Nursing	1324	0	1	.12	.326
Philosophy	1324	0	1	.02	.154
Physics	1324	0	1	.02	.146
Psychology	1324	0	1	.15	.354
SecondaryEducation	1324	0	1	.06	.238
Sociology	1324	0	1	.03	.171
Spanish	1324	0	1	.04	.189
Theatre	1324	0	1	.02	.156
Valid N (listwise)	681				



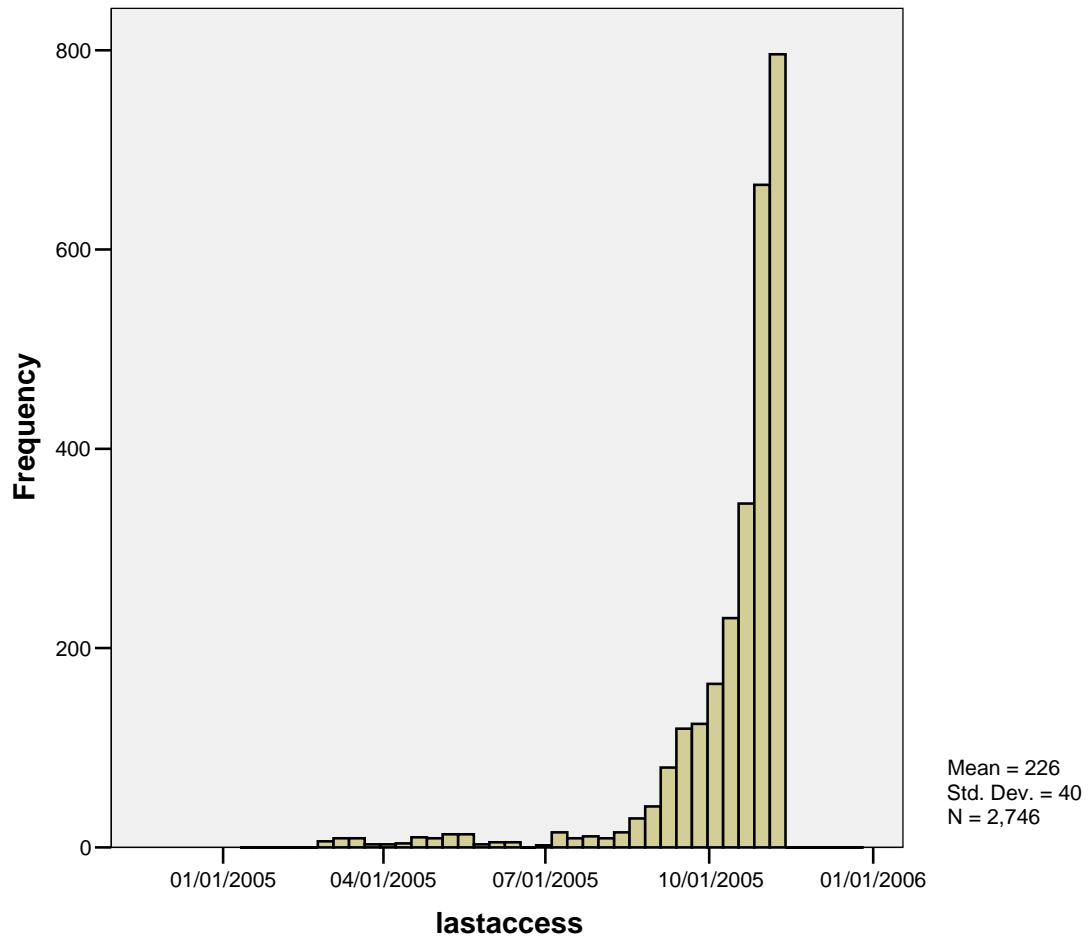
Mean = 39.1965
Std. Dev. = 1.08783
N = 2,392

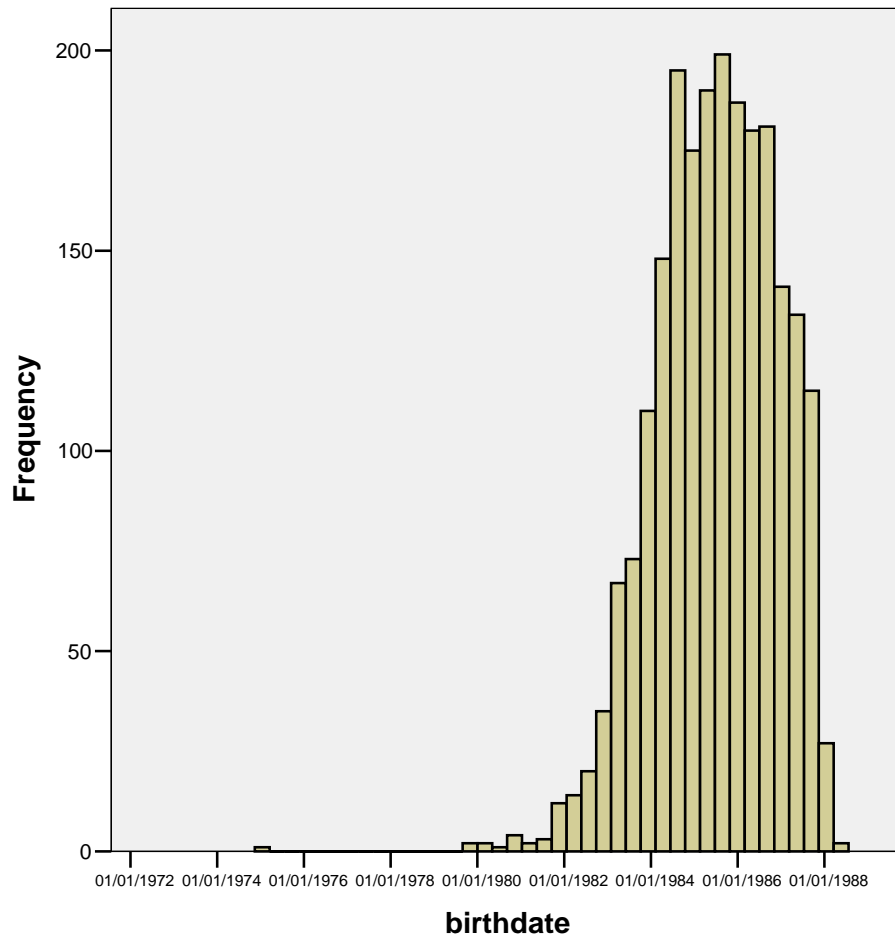


Mean = -76.6513
Std. Dev. = 2.97569
N = 2,392

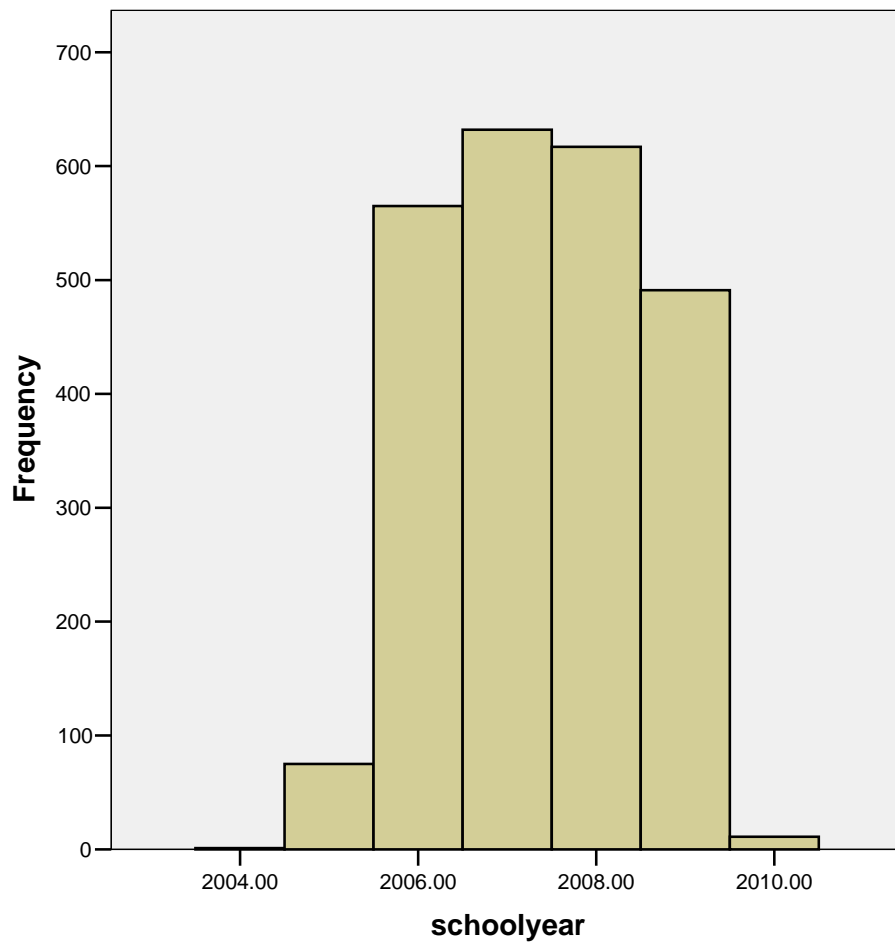


Mean = 201
Std. Dev. = 80
N = 2,768

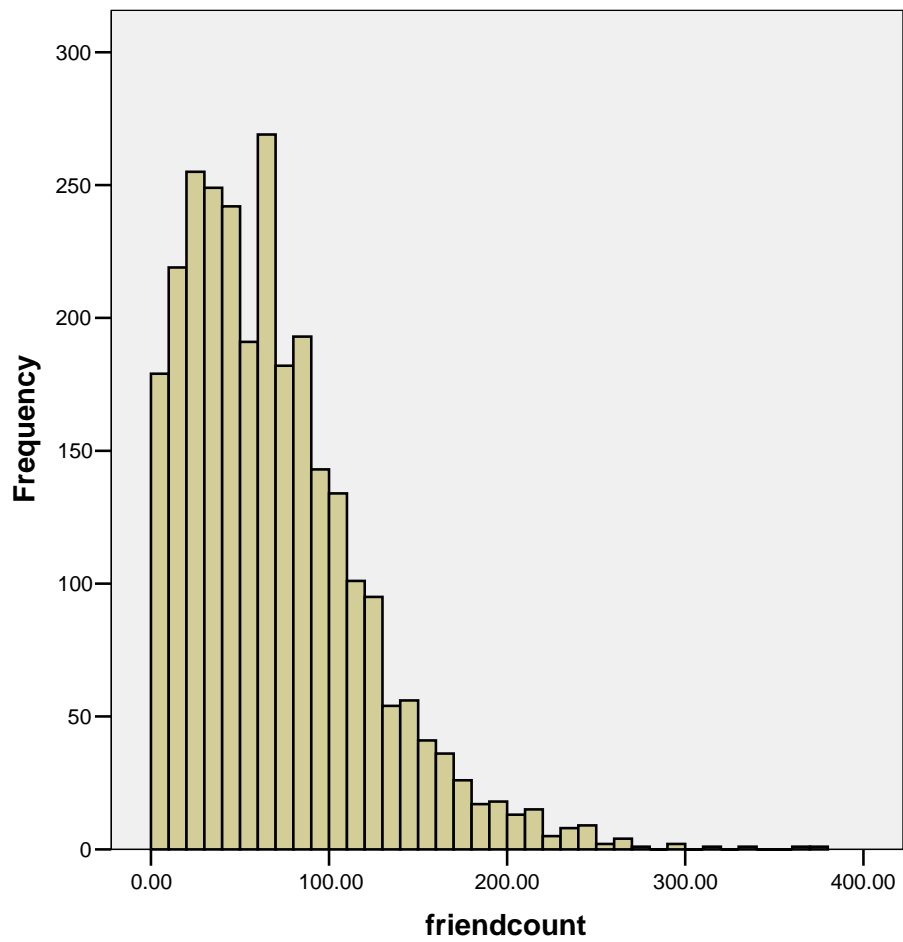




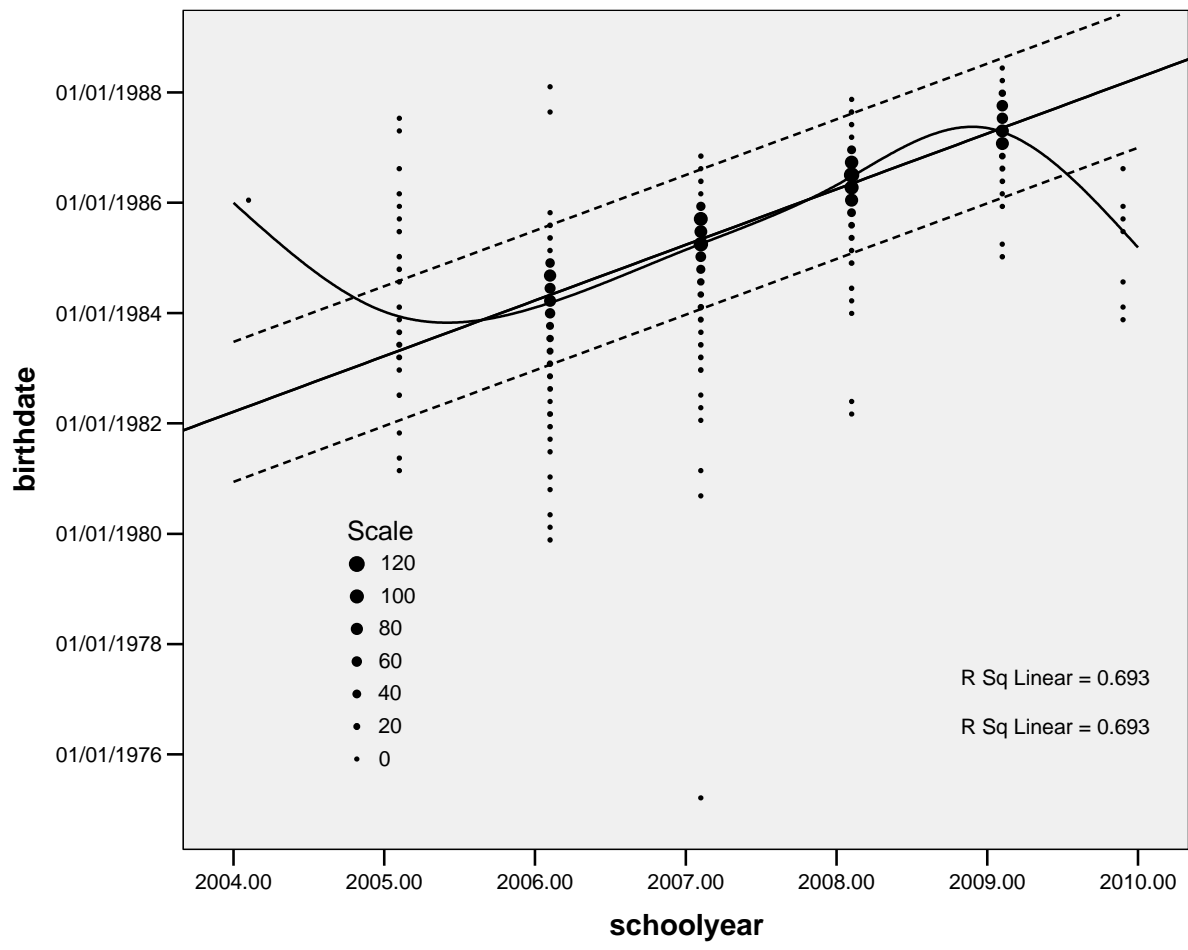
Mean = 3,761
Std. Dev. = 515
N = 2,220

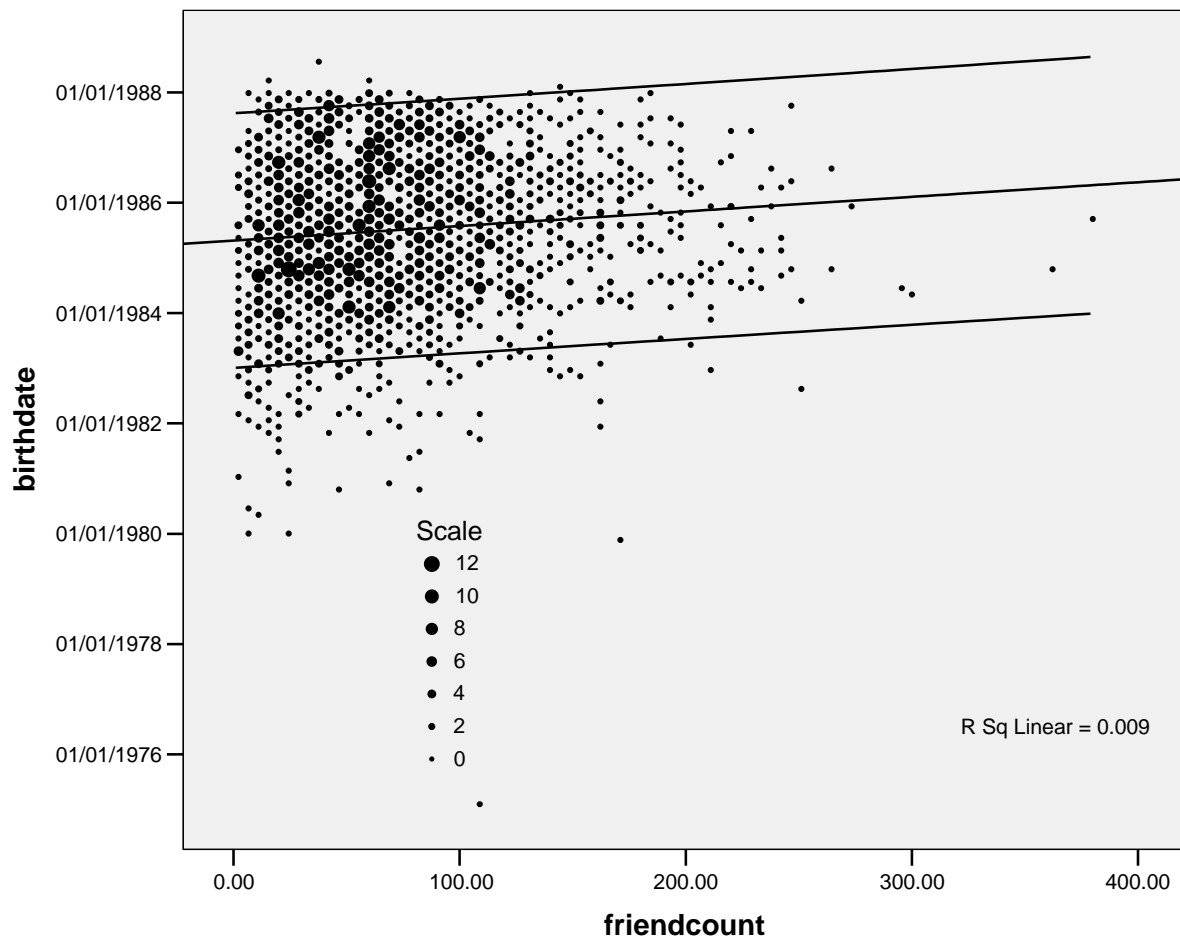


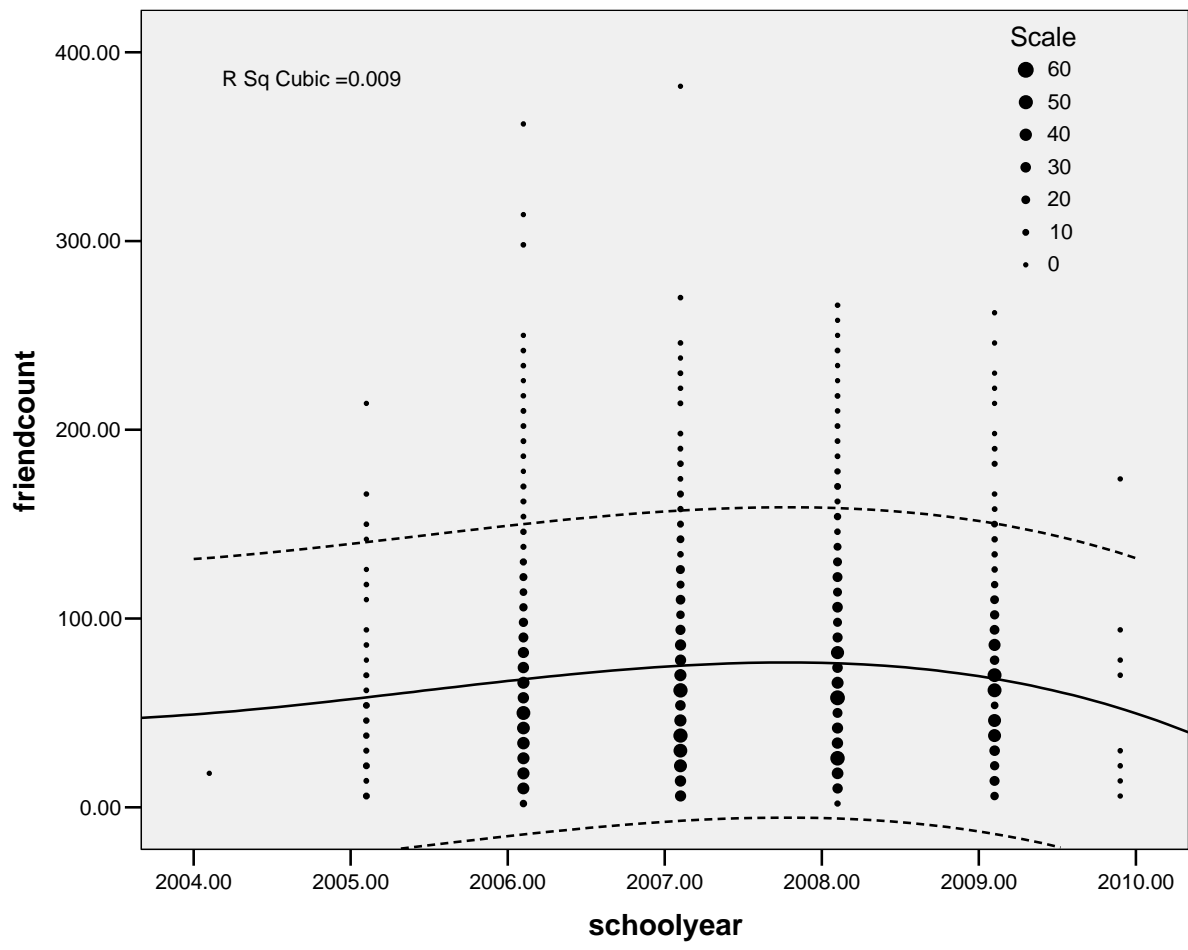
Mean = 2007.3821
Std. Dev. = 1.15773
N = 2,392



Mean = 69.3286
Std. Dev. = 50.41816
N = 2,763







Correlations

		birthdate	schoolyear	friendcount	gender	sexorient
birthdate	Pearson Correlation	1	.832**	.094**	.074**	-.032
	Sig. (2-tailed)		.000	.000	.001	.188
	N	2220	1991	2219	2176	1677
schoolyear	Pearson Correlation	.832**	1	.037	-.026	-.029
	Sig. (2-tailed)	.000		.072	.206	.223
	N	1991	2392	2390	2349	1826
friendcount	Pearson Correlation	.094**	.037	1	-.002	.002
	Sig. (2-tailed)	.000	.072		.919	.926
	N	2219	2390	2763	2652	2030
gender	Pearson Correlation	.074**	-.026	-.002	1	.028
	Sig. (2-tailed)	.001	.206	.919		.205
	N	2176	2349	2652	2655	2032
sexorient	Pearson Correlation	-.032	-.029	.002	.028	1
	Sig. (2-tailed)	.188	.223	.926	.205	
	N	1677	1826	2030	2032	2032
Accounting	Pearson Correlation	.016	-.009	-.023	-.069*	.020
	Sig. (2-tailed)	.603	.765	.398	.013	.536
	N	1099	1179	1323	1287	975
Art	Pearson Correlation	-.051	-.030	-.035	.042	.042
	Sig. (2-tailed)	.091	.297	.209	.133	.191
	N	1099	1179	1323	1287	975
Biology	Pearson Correlation	.085**	.062*	-.051	.029	-.011
	Sig. (2-tailed)	.005	.032	.062	.306	.743
	N	1099	1179	1323	1287	975
Chemistry	Pearson Correlation	.032	-.016	-.042	-.013	-.022
	Sig. (2-tailed)	.292	.586	.125	.642	.495
	N	1099	1179	1323	1287	975
CommunicationArts	Pearson Correlation	-.121**	-.108**	.079**	.033	.005
	Sig. (2-tailed)	.000	.000	.004	.237	.886
	N	1099	1179	1323	1287	975
CriminalJustice	Pearson Correlation	.035	.054	.009	-.054	-.011
	Sig. (2-tailed)	.244	.062	.731	.053	.723
	N	1099	1179	1323	1287	975
Economics	Pearson Correlation	-.033	-.038	.010	-.054	-.011
	Sig. (2-tailed)	.268	.197	.704	.053	.735
	N	1099	1179	1323	1287	975
English	Pearson Correlation	-.022	-.026	-.005	.038	.055
	Sig. (2-tailed)	.458	.365	.863	.173	.085
	N	1099	1179	1323	1287	975
Finance	Pearson Correlation	-.079**	-.112**	.030	-.136**	.011
	Sig. (2-tailed)	.009	.000	.279	.000	.729
	N	1099	1179	1323	1287	975
French	Pearson Correlation	-.038	-.019	.014	-.001	-.007
	Sig. (2-tailed)	.212	.517	.619	.969	.820
	N	1099	1179	1323	1287	975
Geography	Pearson Correlation	-.031	.007	.010	-.054	-.014
	Sig. (2-tailed)	.298	.801	.710	.053	.672
	N	1099	1179	1323	1287	975

Correlations

		birthdate	schoolyear	friendcount	gender	sexorient
History	Pearson Correlation	-.045	-.016	-.067*	-.145**	.039
	Sig. (2-tailed)	.135	.580	.015	.000	.224
	N	1099	1179	1323	1287	975
Management	Pearson Correlation	-.147**	-.100**	.048	-.133**	-.027
	Sig. (2-tailed)	.000	.001	.081	.000	.408
	N	1099	1179	1323	1287	975
Marketing	Pearson Correlation	-.109**	-.118**	.127**	-.016	-.011
	Sig. (2-tailed)	.000	.000	.000	.564	.743
	N	1099	1179	1323	1287	975
Mathematics	Pearson Correlation	.033	.062*	-.028	-.030	-.022
	Sig. (2-tailed)	.268	.032	.302	.288	.501
	N	1099	1179	1323	1287	975
Music	Pearson Correlation	.037	.057*	-.008	-.056*	-.018
	Sig. (2-tailed)	.216	.049	.784	.045	.572
	N	1099	1179	1323	1287	975
Nursing	Pearson Correlation	.135**	.133**	.021	.253**	-.037
	Sig. (2-tailed)	.000	.000	.446	.000	.253
	N	1099	1179	1323	1287	975
Philosophy	Pearson Correlation	-.054	-.055	-.022	-.082**	-.016
	Sig. (2-tailed)	.073	.060	.434	.003	.614
	N	1099	1179	1323	1287	975
Physics	Pearson Correlation	.018	.067*	-.054*	-.164**	-.014
	Sig. (2-tailed)	.556	.021	.048	.000	.654
	N	1099	1179	1323	1287	975
Psychology	Pearson Correlation	-.008	-.041	.023	.153**	-.042
	Sig. (2-tailed)	.791	.156	.409	.000	.186
	N	1099	1179	1323	1287	975
SecondaryEducation	Pearson Correlation	.049	.071*	-.049	-.027	.017
	Sig. (2-tailed)	.107	.014	.073	.334	.599
	N	1099	1179	1323	1287	975
Sociology	Pearson Correlation	.000	.030	.003	.030	.041
	Sig. (2-tailed)	.993	.308	.907	.276	.203
	N	1099	1179	1323	1287	975
Spanish	Pearson Correlation	.061*	.012	.029	.052	.043
	Sig. (2-tailed)	.043	.674	.287	.064	.175
	N	1099	1179	1323	1287	975
Theatre	Pearson Correlation	-.040	-.056	-.043	-.025	.057
	Sig. (2-tailed)	.181	.054	.119	.366	.075
	N	1099	1179	1323	1287	975

Correlations

		Accounting	Art	Biology	Chemistry	CommunicationArts
birthdate	Pearson Correlation	.016	-.051	.085**	.032	-.121**
	Sig. (2-tailed)	.603	.091	.005	.292	.000
	N	1099	1099	1099	1099	1099
schoolyear	Pearson Correlation	-.009	-.030	.062*	-.016	-.108**
	Sig. (2-tailed)	.765	.297	.032	.586	.000
	N	1179	1179	1179	1179	1179
friendcount	Pearson Correlation	-.023	-.035	-.051	-.042	.079**
	Sig. (2-tailed)	.398	.209	.062	.125	.004
	N	1323	1323	1323	1323	1323
gender	Pearson Correlation	-.069*	.042	.029	-.013	.033
	Sig. (2-tailed)	.013	.133	.306	.642	.237
	N	1287	1287	1287	1287	1287
sexorient	Pearson Correlation	.020	.042	-.011	-.022	.005
	Sig. (2-tailed)	.536	.191	.743	.495	.886
	N	975	975	975	975	975
Accounting	Pearson Correlation	1	-.077**	-.096**	-.054*	-.100**
	Sig. (2-tailed)		.005	.000	.050	.000
	N	1324	1324	1324	1324	1324
Art	Pearson Correlation	-.077**	1	-.083**	-.052	.035
	Sig. (2-tailed)	.005		.002	.058	.203
	N	1324	1324	1324	1324	1324
Biology	Pearson Correlation	-.096**	-.083**	1	.297**	-.171**
	Sig. (2-tailed)	.000	.002		.000	.000
	N	1324	1324	1324	1324	1324
Chemistry	Pearson Correlation	-.054*	-.052	.297**	1	-.099**
	Sig. (2-tailed)	.050	.058	.000		.000
	N	1324	1324	1324	1324	1324
CommunicationArts	Pearson Correlation	-.100**	.035	-.171**	-.099**	1
	Sig. (2-tailed)	.000	.203	.000	.000	
	N	1324	1324	1324	1324	1324
CriminalJustice	Pearson Correlation	-.027	-.033	-.019	-.023	-.031
	Sig. (2-tailed)	.327	.234	.486	.405	.259
	N	1324	1324	1324	1324	1324
Economics	Pearson Correlation	.003	-.033	-.041	-.023	-.050
	Sig. (2-tailed)	.908	.234	.139	.405	.070
	N	1324	1324	1324	1324	1324
English	Pearson Correlation	-.067*	-.048	-.073**	-.057*	.044
	Sig. (2-tailed)	.015	.079	.008	.039	.107
	N	1324	1324	1324	1324	1324
Finance	Pearson Correlation	.254**	-.087**	-.109**	-.047	-.118**
	Sig. (2-tailed)	.000	.001	.000	.086	.000
	N	1324	1324	1324	1324	1324
French	Pearson Correlation	-.016	.025	-.023	-.013	-.029
	Sig. (2-tailed)	.573	.358	.395	.632	.298
	N	1324	1324	1324	1324	1324
Geography	Pearson Correlation	-.034	-.021	-.035	-.029	-.019
	Sig. (2-tailed)	.213	.440	.209	.290	.497
	N	1324	1324	1324	1324	1324

Correlations

		Accounting	Art	Biology	Chemistry	CommunicationArts
History	Pearson Correlation	-.044	-.085**	-.069*	-.066*	-.059*
	Sig. (2-tailed)	.112	.002	.012	.016	.032
	N	1324	1324	1324	1324	1324
Management	Pearson Correlation	-.017	-.071**	-.102**	-.057*	-.085**
	Sig. (2-tailed)	.544	.010	.000	.037	.002
	N	1324	1324	1324	1324	1324
Marketing	Pearson Correlation	-.090**	-.050	-.144**	-.085**	.215**
	Sig. (2-tailed)	.001	.071	.000	.002	.000
	N	1324	1324	1324	1324	1324
Mathematics	Pearson Correlation	-.054*	-.066*	-.071**	.025	-.091**
	Sig. (2-tailed)	.048	.016	.010	.357	.001
	N	1324	1324	1324	1324	1324
Music	Pearson Correlation	-.040	.005	-.045	-.034	-.009
	Sig. (2-tailed)	.149	.863	.102	.221	.750
	N	1324	1324	1324	1324	1324
Nursing	Pearson Correlation	-.093**	-.105**	-.120**	-.068*	-.172**
	Sig. (2-tailed)	.001	.000	.000	.013	.000
	N	1324	1324	1324	1324	1324
Philosophy	Pearson Correlation	-.040	-.030	-.015	-.034	-.009
	Sig. (2-tailed)	.149	.268	.577	.221	.750
	N	1324	1324	1324	1324	1324
Physics	Pearson Correlation	-.038	-.046	-.057*	.018	-.070*
	Sig. (2-tailed)	.170	.096	.039	.504	.011
	N	1324	1324	1324	1324	1324
Psychology	Pearson Correlation	-.077**	-.088**	-.061*	-.089**	-.114**
	Sig. (2-tailed)	.005	.001	.027	.001	.000
	N	1324	1324	1324	1324	1324
SecondaryEducation	Pearson Correlation	-.064*	-.055*	-.058*	-.054*	-.118**
	Sig. (2-tailed)	.020	.046	.034	.048	.000
	N	1324	1324	1324	1324	1324
Sociology	Pearson Correlation	-.044	-.038	-.067*	-.038	-.036
	Sig. (2-tailed)	.106	.166	.015	.169	.193
	N	1324	1324	1324	1324	1324
Spanish	Pearson Correlation	.018	-.031	-.026	-.003	-.049
	Sig. (2-tailed)	.509	.256	.339	.917	.074
	N	1324	1324	1324	1324	1324
Theatre	Pearson Correlation	-.020	.003	-.061*	-.034	.167**
	Sig. (2-tailed)	.471	.908	.027	.213	.000
	N	1324	1324	1324	1324	1324

Correlations

		Criminal Justice	Economics	English	Finance	French
birthdate	Pearson Correlation	.035	-.033	-.022	-.079**	-.038
	Sig. (2-tailed)	.244	.268	.458	.009	.212
	N	1099	1099	1099	1099	1099
schoolyear	Pearson Correlation	.054	-.038	-.026	-.112**	-.019
	Sig. (2-tailed)	.062	.197	.365	.000	.517
	N	1179	1179	1179	1179	1179
friendcount	Pearson Correlation	.009	.010	-.005	.030	.014
	Sig. (2-tailed)	.731	.704	.863	.279	.619
	N	1323	1323	1323	1323	1323
gender	Pearson Correlation	-.054	-.054	.038	-.136**	-.001
	Sig. (2-tailed)	.053	.053	.173	.000	.969
	N	1287	1287	1287	1287	1287
sexorient	Pearson Correlation	-.011	-.011	.055	.011	-.007
	Sig. (2-tailed)	.723	.735	.085	.729	.820
	N	975	975	975	975	975
Accounting	Pearson Correlation	-.027	.003	-.067*	.254**	-.016
	Sig. (2-tailed)	.327	.908	.015	.000	.573
	N	1324	1324	1324	1324	1324
Art	Pearson Correlation	-.033	-.033	-.048	-.087**	.025
	Sig. (2-tailed)	.234	.234	.079	.001	.358
	N	1324	1324	1324	1324	1324
Biology	Pearson Correlation	-.019	-.041	-.073**	-.109**	-.023
	Sig. (2-tailed)	.486	.139	.008	.000	.395
	N	1324	1324	1324	1324	1324
Chemistry	Pearson Correlation	-.023	-.023	-.057*	-.047	-.013
	Sig. (2-tailed)	.405	.405	.039	.086	.632
	N	1324	1324	1324	1324	1324
CommunicationArts	Pearson Correlation	-.031	-.050	.044	-.118**	-.029
	Sig. (2-tailed)	.259	.070	.107	.000	.298
	N	1324	1324	1324	1324	1324
CriminalJustice	Pearson Correlation	1	-.011	-.028	-.031	-.007
	Sig. (2-tailed)		.677	.302	.266	.811
	N	1324	1324	1324	1324	1324
Economics	Pearson Correlation	-.011	1	-.028	.158**	-.007
	Sig. (2-tailed)	.677		.302	.000	.811
	N	1324	1324	1324	1324	1324
English	Pearson Correlation	-.028	-.028	1	-.076**	-.016
	Sig. (2-tailed)	.302	.302		.006	.553
	N	1324	1324	1324	1324	1324
Finance	Pearson Correlation	-.031	.158**	-.076**	1	-.018
	Sig. (2-tailed)	.266	.000	.006		.522
	N	1324	1324	1324	1324	1324
French	Pearson Correlation	-.007	-.007	-.016	-.018	1
	Sig. (2-tailed)	.811	.811	.553	.522	
	N	1324	1324	1324	1324	1324
Geography	Pearson Correlation	-.015	-.015	-.036	-.039	-.008
	Sig. (2-tailed)	.597	.597	.190	.158	.761
	N	1324	1324	1324	1324	1324

Correlations

		Criminal Justice	Economics	English	Finance	French
History	Pearson Correlation	.043	-.033	-.017	-.068*	.025
	Sig. (2-tailed)	.118	.230	.540	.014	.368
	N	1324	1324	1324	1324	1324
Management	Pearson Correlation	.000	.028	-.071**	.037	-.017
	Sig. (2-tailed)	.993	.304	.010	.174	.548
	N	1324	1324	1324	1324	1324
Marketing	Pearson Correlation	-.042	-.001	-.087**	-.046	-.024
	Sig. (2-tailed)	.124	.983	.002	.093	.376
	N	1324	1324	1324	1324	1324
Mathematics	Pearson Correlation	-.023	.011	-.057*	-.034	-.013
	Sig. (2-tailed)	.401	.677	.037	.216	.629
	N	1324	1324	1324	1324	1324
Music	Pearson Correlation	-.017	.030	-.022	-.045	-.010
	Sig. (2-tailed)	.540	.281	.426	.102	.725
	N	1324	1324	1324	1324	1324
Nursing	Pearson Correlation	-.040	-.040	-.098**	-.106**	.015
	Sig. (2-tailed)	.149	.149	.000	.000	.587
	N	1324	1324	1324	1324	1324
Philosophy	Pearson Correlation	-.017	-.017	-.022	-.026	-.010
	Sig. (2-tailed)	.540	.540	.426	.338	.725
	N	1324	1324	1324	1324	1324
Physics	Pearson Correlation	-.016	-.016	-.040	-.043	-.009
	Sig. (2-tailed)	.560	.560	.149	.120	.738
	N	1324	1324	1324	1324	1324
Psychology	Pearson Correlation	.016	-.044	-.006	-.102**	-.026
	Sig. (2-tailed)	.556	.107	.815	.000	.354
	N	1324	1324	1324	1324	1324
SecondaryEducation	Pearson Correlation	-.027	-.027	.086**	-.060*	.036
	Sig. (2-tailed)	.324	.324	.002	.028	.190
	N	1324	1324	1324	1324	1324
Sociology	Pearson Correlation	.190**	-.019	-.029	-.050	-.011
	Sig. (2-tailed)	.000	.492	.292	.066	.693
	N	1324	1324	1324	1324	1324
Spanish	Pearson Correlation	-.021	-.021	-.004	-.011	-.012
	Sig. (2-tailed)	.445	.445	.897	.700	.661
	N	1324	1324	1324	1324	1324
Theatre	Pearson Correlation	-.017	-.017	-.003	-.046	-.010
	Sig. (2-tailed)	.534	.534	.905	.096	.720
	N	1324	1324	1324	1324	1324

Correlations

		Geography	History	Management	Marketing
birthdate	Pearson Correlation	-.031	-.045	-.147**	-.109**
	Sig. (2-tailed)	.298	.135	.000	.000
	N	1099	1099	1099	1099
schoolyear	Pearson Correlation	.007	-.016	-.100**	-.118**
	Sig. (2-tailed)	.801	.580	.001	.000
	N	1179	1179	1179	1179
friendcount	Pearson Correlation	.010	-.067*	.048	.127**
	Sig. (2-tailed)	.710	.015	.081	.000
	N	1323	1323	1323	1323
gender	Pearson Correlation	-.054	-.145**	-.133**	-.016
	Sig. (2-tailed)	.053	.000	.000	.564
	N	1287	1287	1287	1287
sexorient	Pearson Correlation	-.014	.039	-.027	-.011
	Sig. (2-tailed)	.672	.224	.408	.743
	N	975	975	975	975
Accounting	Pearson Correlation	-.034	-.044	-.017	-.090**
	Sig. (2-tailed)	.213	.112	.544	.001
	N	1324	1324	1324	1324
Art	Pearson Correlation	-.021	-.085**	-.071**	-.050
	Sig. (2-tailed)	.440	.002	.010	.071
	N	1324	1324	1324	1324
Biology	Pearson Correlation	-.035	-.069*	-.102**	-.144**
	Sig. (2-tailed)	.209	.012	.000	.000
	N	1324	1324	1324	1324
Chemistry	Pearson Correlation	-.029	-.066*	-.057*	-.085**
	Sig. (2-tailed)	.290	.016	.037	.002
	N	1324	1324	1324	1324
CommunicationArts	Pearson Correlation	-.019	-.059*	-.085**	.215**
	Sig. (2-tailed)	.497	.032	.002	.000
	N	1324	1324	1324	1324
CriminalJustice	Pearson Correlation	-.015	.043	.000	-.042
	Sig. (2-tailed)	.597	.118	.993	.124
	N	1324	1324	1324	1324
Economics	Pearson Correlation	-.015	-.033	.028	-.001
	Sig. (2-tailed)	.597	.230	.304	.983
	N	1324	1324	1324	1324
English	Pearson Correlation	-.036	-.017	-.071**	-.087**
	Sig. (2-tailed)	.190	.540	.010	.002
	N	1324	1324	1324	1324
Finance	Pearson Correlation	-.039	-.068*	.037	-.046
	Sig. (2-tailed)	.158	.014	.174	.093
	N	1324	1324	1324	1324
French	Pearson Correlation	-.008	.025	-.017	-.024
	Sig. (2-tailed)	.761	.368	.548	.376
	N	1324	1324	1324	1324
Geography	Pearson Correlation	1	-.002	-.036	-.054
	Sig. (2-tailed)		.951	.185	.051
	N	1324	1324	1324	1324

Correlations

		Geography	History	Management	Marketing
History	Pearson Correlation	-.002	1	-.072**	-.114**
	Sig. (2-tailed)	.951		.009	.000
	N	1324	1324	1324	1324
Management	Pearson Correlation	-.036	-.072**	1	.106**
	Sig. (2-tailed)	.185	.009		.000
	N	1324	1324	1324	1324
Marketing	Pearson Correlation	-.054	-.114**	.106**	1
	Sig. (2-tailed)	.051	.000	.000	
	N	1324	1324	1324	1324
Mathematics	Pearson Correlation	.026	-.054	-.058*	-.085**
	Sig. (2-tailed)	.353	.051	.035	.002
	N	1324	1324	1324	1324
Music	Pearson Correlation	-.021	-.049	-.003	-.062*
	Sig. (2-tailed)	.437	.077	.914	.024
	N	1324	1324	1324	1324
Nursing	Pearson Correlation	-.050	-.114**	-.100**	-.140**
	Sig. (2-tailed)	.067	.000	.000	.000
	N	1324	1324	1324	1324
Philosophy	Pearson Correlation	-.021	.056*	-.003	-.048
	Sig. (2-tailed)	.437	.041	.914	.082
	N	1324	1324	1324	1324
Physics	Pearson Correlation	.018	-.046	-.040	-.059*
	Sig. (2-tailed)	.505	.093	.144	.031
	N	1324	1324	1324	1324
Psychology	Pearson Correlation	-.056*	-.082**	-.086**	-.095**
	Sig. (2-tailed)	.041	.003	.002	.001
	N	1324	1324	1324	1324
SecondaryEducation	Pearson Correlation	-.034	.214**	-.068*	-.100**
	Sig. (2-tailed)	.210	.000	.013	.000
	N	1324	1324	1324	1324
Sociology	Pearson Correlation	-.024	-.054*	-.030	-.070*
	Sig. (2-tailed)	.383	.048	.279	.011
	N	1324	1324	1324	1324
Spanish	Pearson Correlation	-.027	-.032	-.021	-.042
	Sig. (2-tailed)	.333	.244	.452	.123
	N	1324	1324	1324	1324
Theatre	Pearson Correlation	-.022	-.015	-.043	-.049
	Sig. (2-tailed)	.430	.588	.119	.074
	N	1324	1324	1324	1324

Correlations

		Mathematics	Music	Nursing	Philosophy	Physics
birthdate	Pearson Correlation	.033	.037	.135**	-.054	.018
	Sig. (2-tailed)	.268	.216	.000	.073	.556
	N	1099	1099	1099	1099	1099
schoolyear	Pearson Correlation	.062*	.057*	.133**	-.055	.067*
	Sig. (2-tailed)	.032	.049	.000	.060	.021
	N	1179	1179	1179	1179	1179
friendcount	Pearson Correlation	-.028	-.008	.021	-.022	-.054*
	Sig. (2-tailed)	.302	.784	.446	.434	.048
	N	1323	1323	1323	1323	1323
gender	Pearson Correlation	-.030	-.056*	.253**	-.082**	-.164**
	Sig. (2-tailed)	.288	.045	.000	.003	.000
	N	1287	1287	1287	1287	1287
sexorient	Pearson Correlation	-.022	-.018	-.037	-.016	-.014
	Sig. (2-tailed)	.501	.572	.253	.614	.654
	N	975	975	975	975	975
Accounting	Pearson Correlation	-.054*	-.040	-.093**	-.040	-.038
	Sig. (2-tailed)	.048	.149	.001	.149	.170
	N	1324	1324	1324	1324	1324
Art	Pearson Correlation	-.066*	.005	-.105**	-.030	-.046
	Sig. (2-tailed)	.016	.863	.000	.268	.096
	N	1324	1324	1324	1324	1324
Biology	Pearson Correlation	-.071**	-.045	-.120**	-.015	-.057*
	Sig. (2-tailed)	.010	.102	.000	.577	.039
	N	1324	1324	1324	1324	1324
Chemistry	Pearson Correlation	.025	-.034	-.068*	-.034	.018
	Sig. (2-tailed)	.357	.221	.013	.221	.504
	N	1324	1324	1324	1324	1324
CommunicationArts	Pearson Correlation	-.091**	-.009	-.172**	-.009	-.070*
	Sig. (2-tailed)	.001	.750	.000	.750	.011
	N	1324	1324	1324	1324	1324
CriminalJustice	Pearson Correlation	-.023	-.017	-.040	-.017	-.016
	Sig. (2-tailed)	.401	.540	.149	.540	.560
	N	1324	1324	1324	1324	1324
Economics	Pearson Correlation	.011	.030	-.040	-.017	-.016
	Sig. (2-tailed)	.677	.281	.149	.540	.560
	N	1324	1324	1324	1324	1324
English	Pearson Correlation	-.057*	-.022	-.098**	-.022	-.040
	Sig. (2-tailed)	.037	.426	.000	.426	.149
	N	1324	1324	1324	1324	1324
Finance	Pearson Correlation	-.034	-.045	-.106**	-.026	-.043
	Sig. (2-tailed)	.216	.102	.000	.338	.120
	N	1324	1324	1324	1324	1324
French	Pearson Correlation	-.013	-.010	.015	-.010	-.009
	Sig. (2-tailed)	.629	.725	.587	.725	.738
	N	1324	1324	1324	1324	1324
Geography	Pearson Correlation	.026	-.021	-.050	-.021	.018
	Sig. (2-tailed)	.353	.437	.067	.437	.505
	N	1324	1324	1324	1324	1324

Correlations

		Mathematics	Music	Nursing	Philosophy	Physics
History	Pearson Correlation	-.054	-.049	-.114**	.056*	-.046
	Sig. (2-tailed)	.051	.077	.000	.041	.093
	N	1324	1324	1324	1324	1324
Management	Pearson Correlation	-.058*	-.003	-.100**	-.003	-.040
	Sig. (2-tailed)	.035	.914	.000	.914	.144
	N	1324	1324	1324	1324	1324
Marketing	Pearson Correlation	-.085**	-.062*	-.140**	-.048	-.059*
	Sig. (2-tailed)	.002	.024	.000	.082	.031
	N	1324	1324	1324	1324	1324
Mathematics	Pearson Correlation	1	-.034	-.069*	-.010	.243**
	Sig. (2-tailed)		.216	.012	.712	.000
	N	1324	1324	1324	1324	1324
Music	Pearson Correlation	-.034	1	-.043	.007	-.024
	Sig. (2-tailed)	.216		.116	.792	.392
	N	1324	1324	1324	1324	1324
Nursing	Pearson Correlation	-.069*	-.043	1	-.058*	-.055*
	Sig. (2-tailed)	.012	.116		.034	.044
	N	1324	1324	1324	1324	1324
Philosophy	Pearson Correlation	-.010	.007	-.058*	1	.010
	Sig. (2-tailed)	.712	.792	.034		.715
	N	1324	1324	1324	1324	1324
Physics	Pearson Correlation	.243**	-.024	-.055*	.010	1
	Sig. (2-tailed)	.000	.392	.044	.715	
	N	1324	1324	1324	1324	1324
Psychology	Pearson Correlation	-.079**	-.037	.004	-.023	-.062*
	Sig. (2-tailed)	.004	.174	.895	.393	.024
	N	1324	1324	1324	1324	1324
SecondaryEducation	Pearson Correlation	.237**	.043	-.094**	-.019	-.038
	Sig. (2-tailed)	.000	.121	.001	.484	.168
	N	1324	1324	1324	1324	1324
Sociology	Pearson Correlation	-.038	-.028	-.065*	.030	-.026
	Sig. (2-tailed)	.166	.313	.017	.280	.337
	N	1324	1324	1324	1324	1324
Spanish	Pearson Correlation	-.023	-.031	-.024	-.031	-.029
	Sig. (2-tailed)	.404	.262	.391	.262	.286
	N	1324	1324	1324	1324	1324
Theatre	Pearson Correlation	-.035	.006	-.044	-.025	-.024
	Sig. (2-tailed)	.209	.816	.106	.360	.384
	N	1324	1324	1324	1324	1324

Correlations

		Psychology	Secondary Education	Sociology	Spanish	Theatre
birthdate	Pearson Correlation	-.008	.049	.000	.061*	-.040
	Sig. (2-tailed)	.791	.107	.993	.043	.181
	N	1099	1099	1099	1099	1099
schoolyear	Pearson Correlation	-.041	.071*	.030	.012	-.056
	Sig. (2-tailed)	.156	.014	.308	.674	.054
	N	1179	1179	1179	1179	1179
friendcount	Pearson Correlation	.023	-.049	.003	.029	-.043
	Sig. (2-tailed)	.409	.073	.907	.287	.119
	N	1323	1323	1323	1323	1323
gender	Pearson Correlation	.153**	-.027	.030	.052	-.025
	Sig. (2-tailed)	.000	.334	.276	.064	.366
	N	1287	1287	1287	1287	1287
sexorient	Pearson Correlation	-.042	.017	.041	.043	.057
	Sig. (2-tailed)	.186	.599	.203	.175	.075
	N	975	975	975	975	975
Accounting	Pearson Correlation	-.077**	-.064*	-.044	.018	-.020
	Sig. (2-tailed)	.005	.020	.106	.509	.471
	N	1324	1324	1324	1324	1324
Art	Pearson Correlation	-.088**	-.055*	-.038	-.031	.003
	Sig. (2-tailed)	.001	.046	.166	.256	.908
	N	1324	1324	1324	1324	1324
Biology	Pearson Correlation	-.061*	-.058*	-.067*	-.026	-.061*
	Sig. (2-tailed)	.027	.034	.015	.339	.027
	N	1324	1324	1324	1324	1324
Chemistry	Pearson Correlation	-.089**	-.054*	-.038	-.003	-.034
	Sig. (2-tailed)	.001	.048	.169	.917	.213
	N	1324	1324	1324	1324	1324
CommunicationArts	Pearson Correlation	-.114**	-.118**	-.036	-.049	.167**
	Sig. (2-tailed)	.000	.000	.193	.074	.000
	N	1324	1324	1324	1324	1324
CriminalJustice	Pearson Correlation	.016	-.027	.190**	-.021	-.017
	Sig. (2-tailed)	.556	.324	.000	.445	.534
	N	1324	1324	1324	1324	1324
Economics	Pearson Correlation	-.044	-.027	-.019	-.021	-.017
	Sig. (2-tailed)	.107	.324	.492	.445	.534
	N	1324	1324	1324	1324	1324
English	Pearson Correlation	-.006	.086**	-.029	-.004	-.003
	Sig. (2-tailed)	.815	.002	.292	.897	.905
	N	1324	1324	1324	1324	1324
Finance	Pearson Correlation	-.102**	-.060*	-.050	-.011	-.046
	Sig. (2-tailed)	.000	.028	.066	.700	.096
	N	1324	1324	1324	1324	1324
French	Pearson Correlation	-.026	.036	-.011	-.012	-.010
	Sig. (2-tailed)	.354	.190	.693	.661	.720
	N	1324	1324	1324	1324	1324
Geography	Pearson Correlation	-.056*	-.034	-.024	-.027	-.022
	Sig. (2-tailed)	.041	.210	.383	.333	.430
	N	1324	1324	1324	1324	1324

Correlations

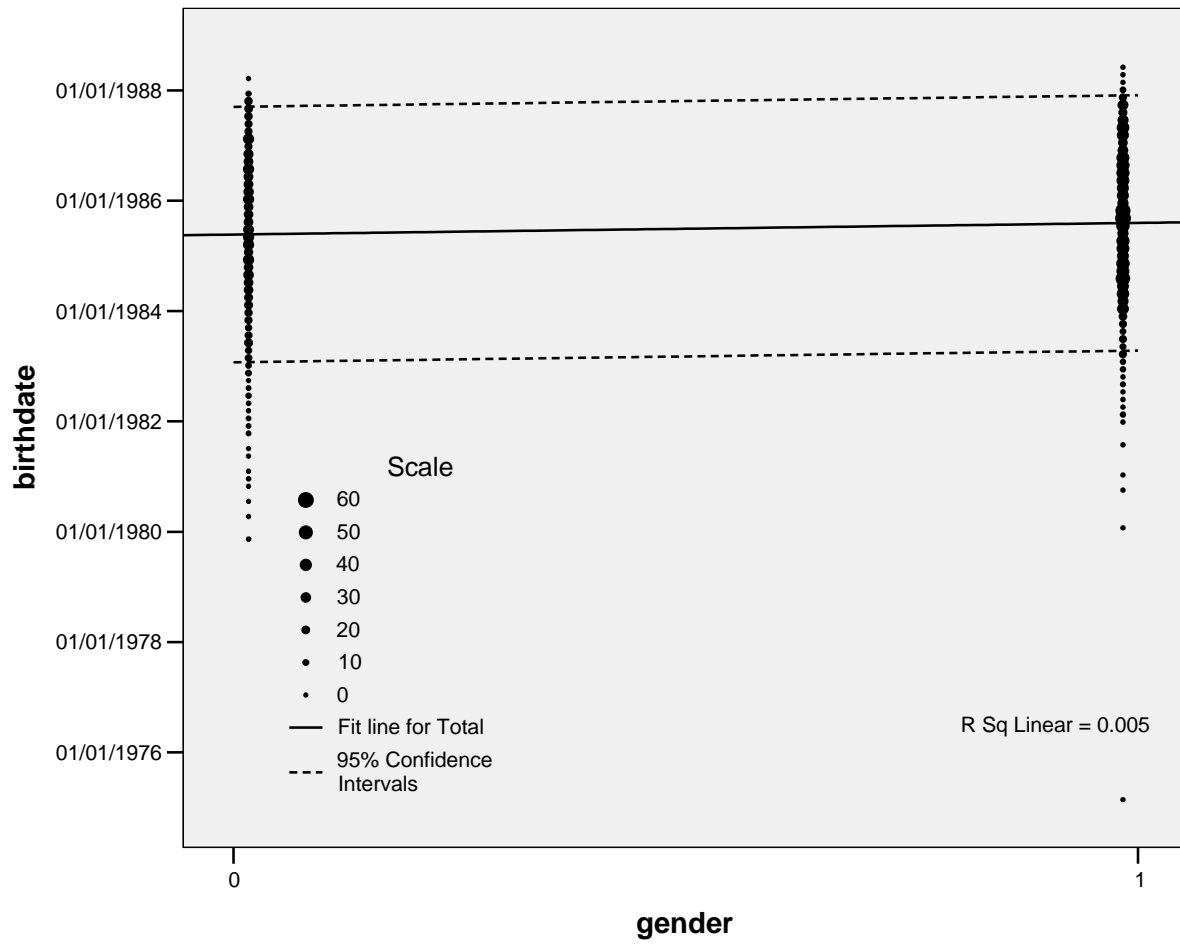
		Psychology	Secondary Education	Sociology	Spanish	Theatre
History	Pearson Correlation	-.082**	.214**	-.054*	-.032	-.015
	Sig. (2-tailed)	.003	.000	.048	.244	.588
	N	1324	1324	1324	1324	1324
Management	Pearson Correlation	-.086**	-.068*	-.030	-.021	-.043
	Sig. (2-tailed)	.002	.013	.279	.452	.119
	N	1324	1324	1324	1324	1324
Marketing	Pearson Correlation	-.095**	-.100**	-.070*	-.042	-.049
	Sig. (2-tailed)	.001	.000	.011	.123	.074
	N	1324	1324	1324	1324	1324
Mathematics	Pearson Correlation	-.079**	.237**	-.038	-.023	-.035
	Sig. (2-tailed)	.004	.000	.166	.404	.209
	N	1324	1324	1324	1324	1324
Music	Pearson Correlation	-.037	.043	-.028	-.031	.006
	Sig. (2-tailed)	.174	.121	.313	.262	.816
	N	1324	1324	1324	1324	1324
Nursing	Pearson Correlation	.004	-.094**	-.065*	-.024	-.044
	Sig. (2-tailed)	.895	.001	.017	.391	.106
	N	1324	1324	1324	1324	1324
Philosophy	Pearson Correlation	-.023	-.019	.030	-.031	-.025
	Sig. (2-tailed)	.393	.484	.280	.262	.360
	N	1324	1324	1324	1324	1324
Physics	Pearson Correlation	-.062*	-.038	-.026	-.029	-.024
	Sig. (2-tailed)	.024	.168	.337	.286	.384
	N	1324	1324	1324	1324	1324
Psychology	Pearson Correlation	1	-.096**	.089**	-.025	-.066*
	Sig. (2-tailed)		.000	.001	.370	.016
	N	1324	1324	1324	1324	1324
SecondaryEducation	Pearson Correlation	-.096**	1	-.026	.017	-.041
	Sig. (2-tailed)	.000		.340	.526	.140
	N	1324	1324	1324	1324	1324
Sociology	Pearson Correlation	.089**	-.026	1	-.011	-.028
	Sig. (2-tailed)	.001	.340		.683	.305
	N	1324	1324	1324	1324	1324
Spanish	Pearson Correlation	-.025	.017	-.011	1	-.031
	Sig. (2-tailed)	.370	.526	.683		.254
	N	1324	1324	1324	1324	1324
Theatre	Pearson Correlation	-.066*	-.041	-.028	-.031	1
	Sig. (2-tailed)	.016	.140	.305	.254	
	N	1324	1324	1324	1324	1324

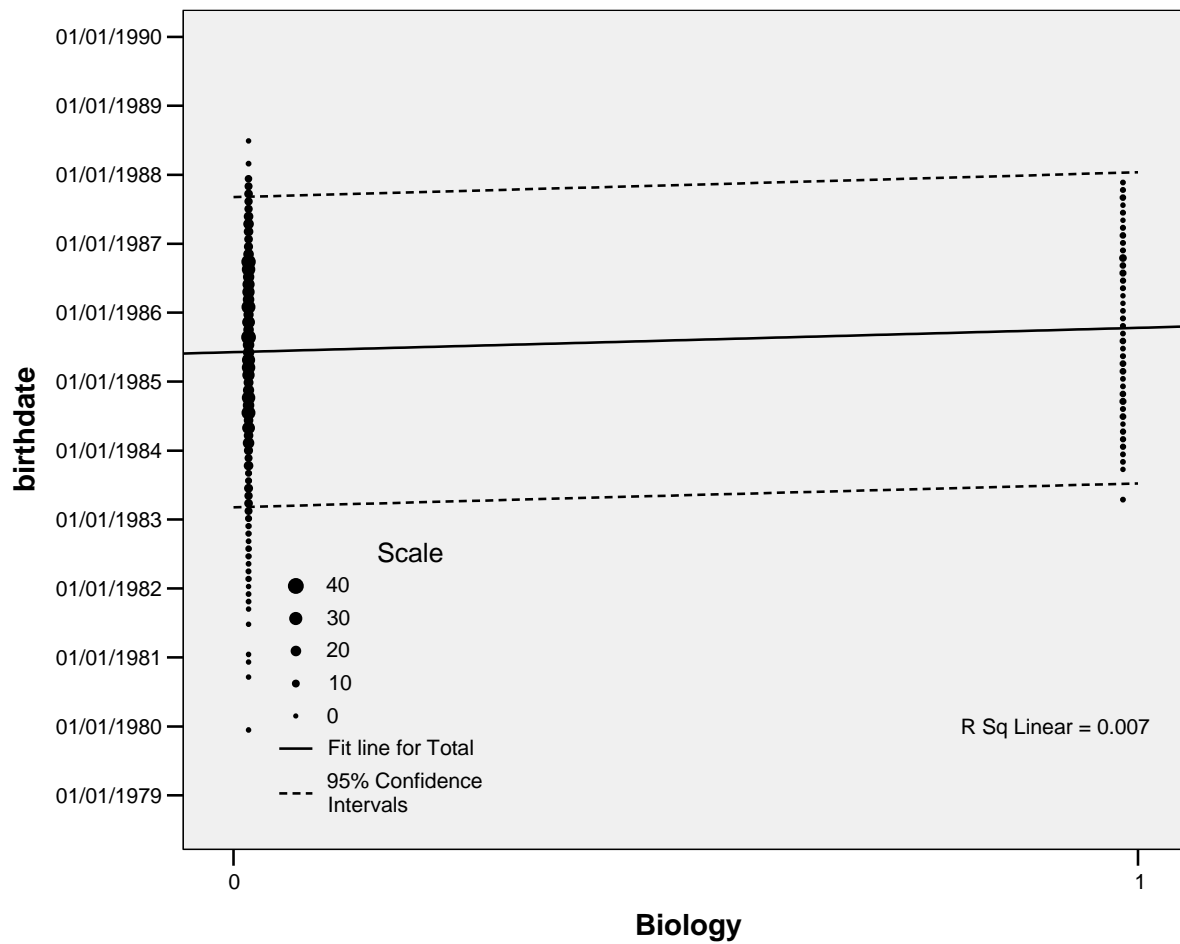
** . Correlation is significant at the 0.01 level (2-tailed).

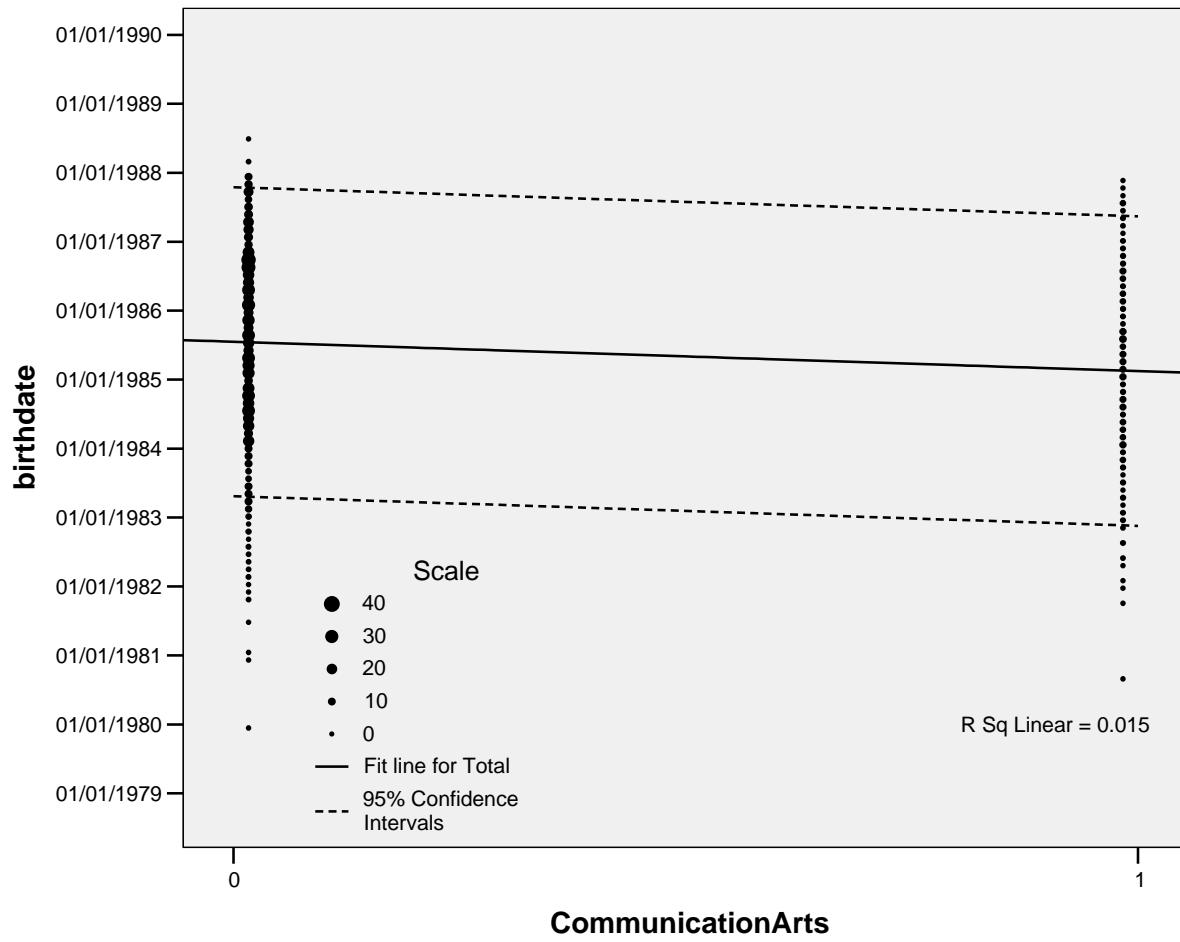
* . Correlation is significant at the 0.05 level (2-tailed).

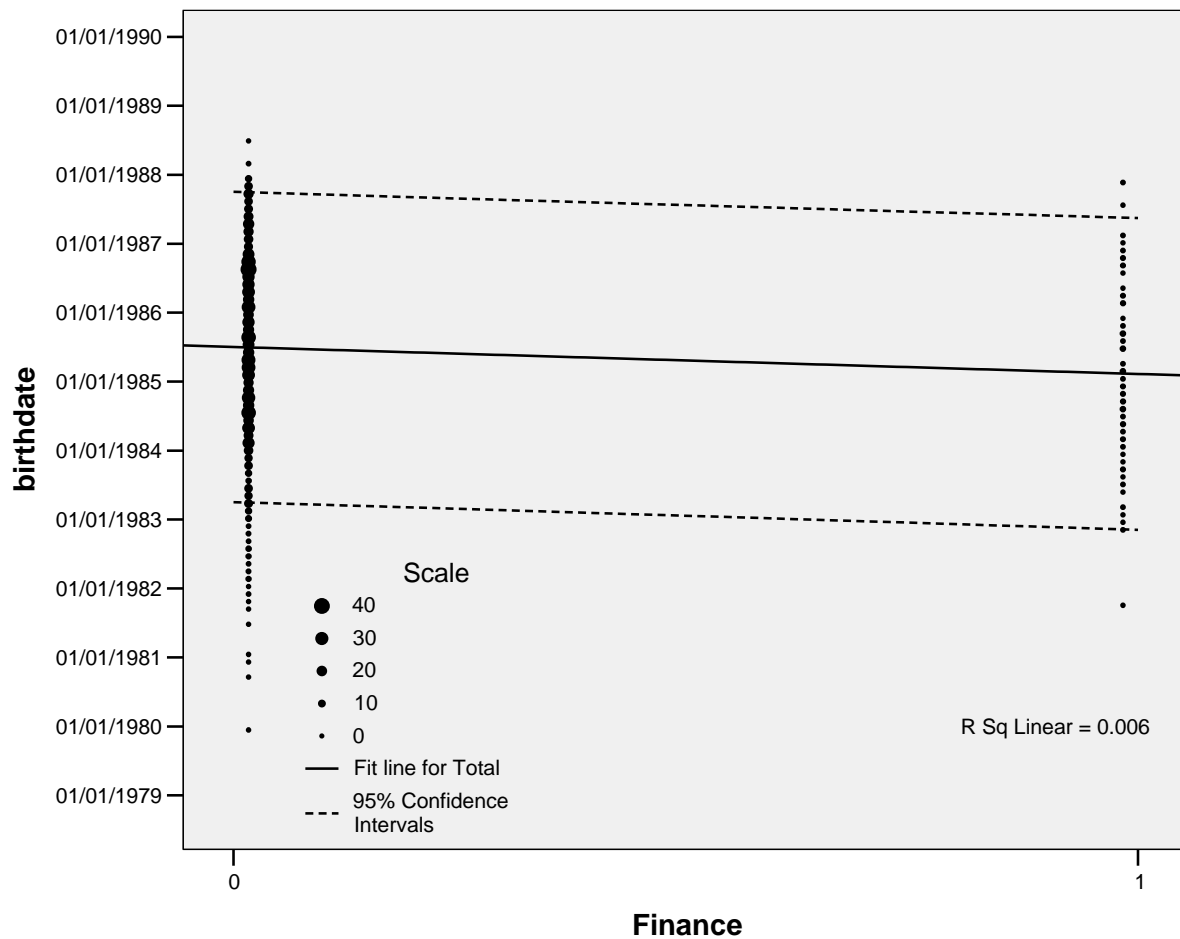
Correlations

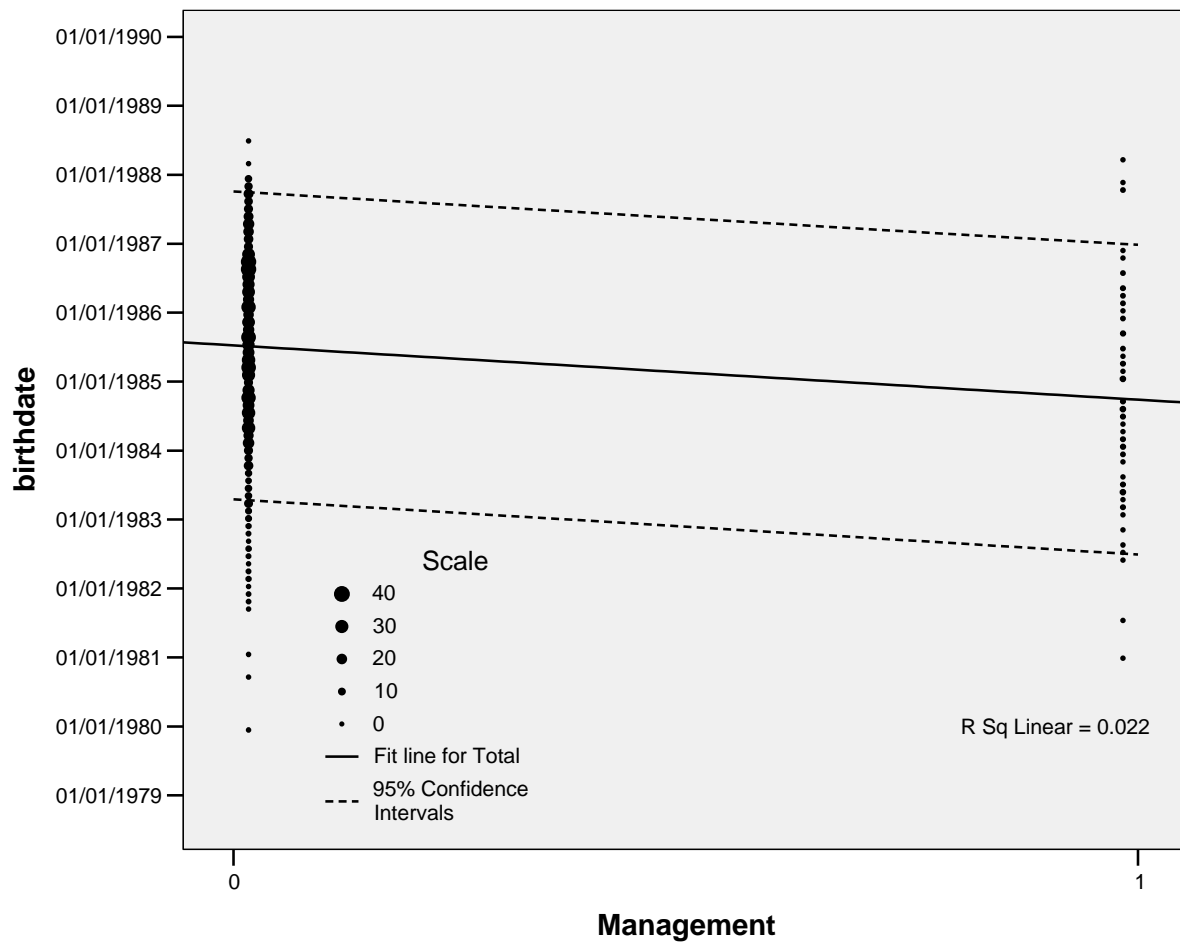
		connected	bdaydiff	latlongdist
connected	Pearson Correlation	1	-.073**	-.016**
	Sig. (2-tailed)		.000	.001
	N	55806	32759	42073
bdaydiff	Pearson Correlation	-.073**	1	.003
	Sig. (2-tailed)	.000		.663
	N	32759	32759	27045
latlongdist	Pearson Correlation	-.016**	.003	1
	Sig. (2-tailed)	.001	.663	
	N	42073	27045	42073
Art	Pearson Correlation	-.001	-.024*	-.007
	Sig. (2-tailed)	.930	.034	.498
	N	13120	7717	10386
Chemistry	Pearson Correlation	.003	.041**	-.008
	Sig. (2-tailed)	.731	.000	.391
	N	13120	7717	10386
CommunicationArts	Pearson Correlation	.006	-.020	-.015
	Sig. (2-tailed)	.496	.077	.131
	N	13120	7717	10386
Finance	Pearson Correlation	-.004	.107**	.006
	Sig. (2-tailed)	.634	.000	.552
	N	13120	7717	10386
History	Pearson Correlation	-.019*	-.047**	.023*
	Sig. (2-tailed)	.028	.000	.022
	N	13120	7717	10386
Marketing	Pearson Correlation	.000	-.027*	.000
	Sig. (2-tailed)	.994	.019	.985
	N	13120	7717	10386
Nursing	Pearson Correlation	.019*	-.071**	.010
	Sig. (2-tailed)	.028	.000	.307
	N	13120	7717	10386
Philosophy	Pearson Correlation	.001	. ^a	. ^a
	Sig. (2-tailed)	.904	.000	.000
	N	13120	7717	10386
Psychology	Pearson Correlation	.006	.050**	-.005
	Sig. (2-tailed)	.478	.000	.606
	N	13120	7717	10386
Spanish	Pearson Correlation	.007	-.063**	-.017
	Sig. (2-tailed)	.431	.000	.090
	N	13120	7717	10386

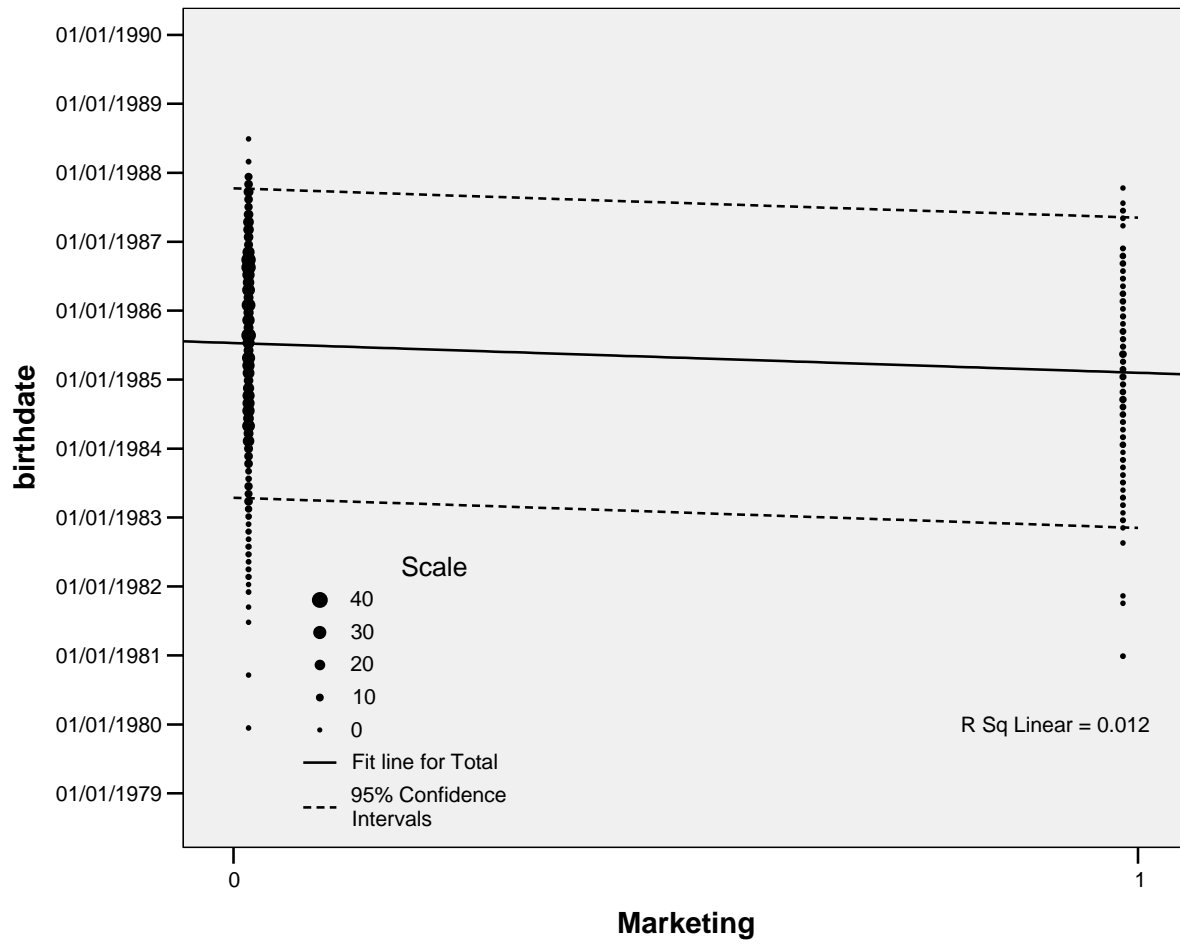


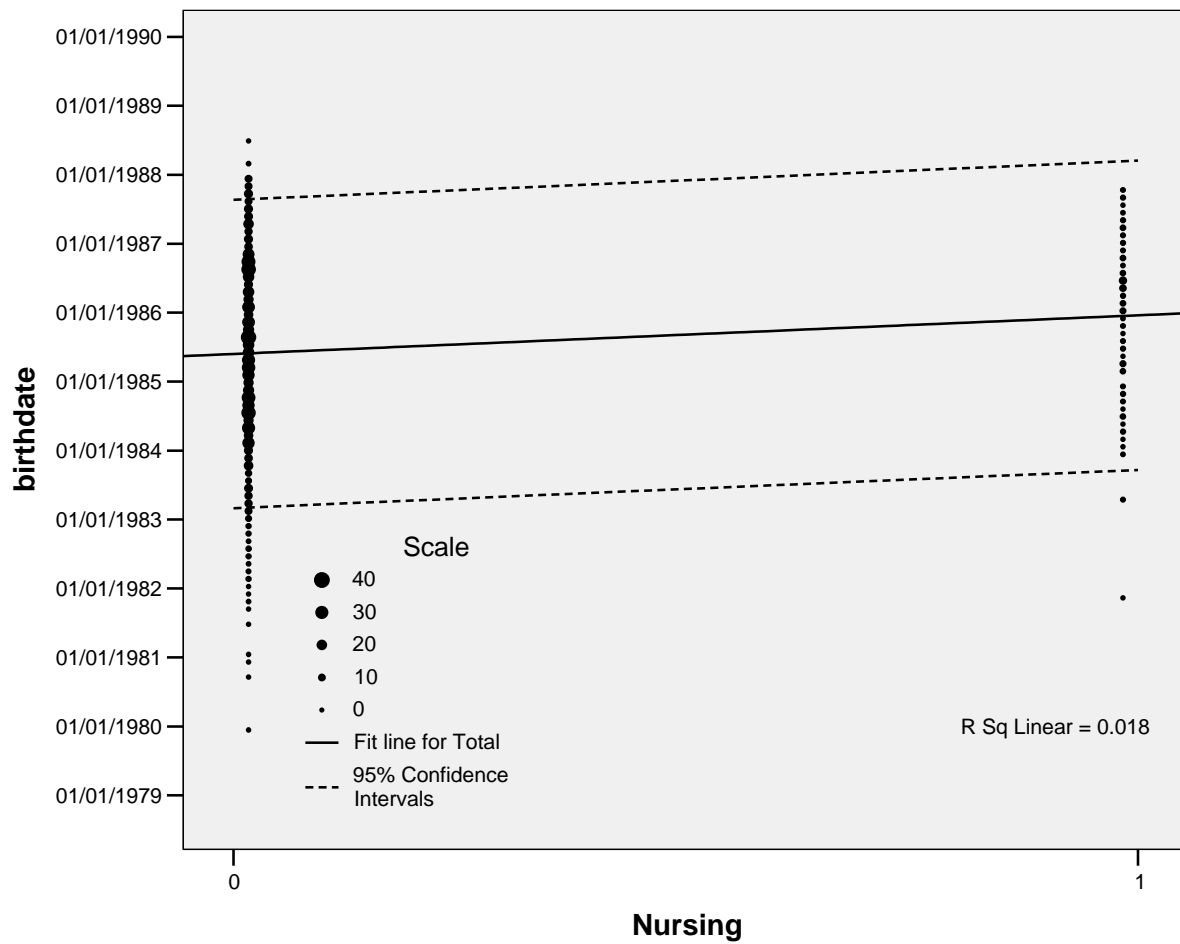


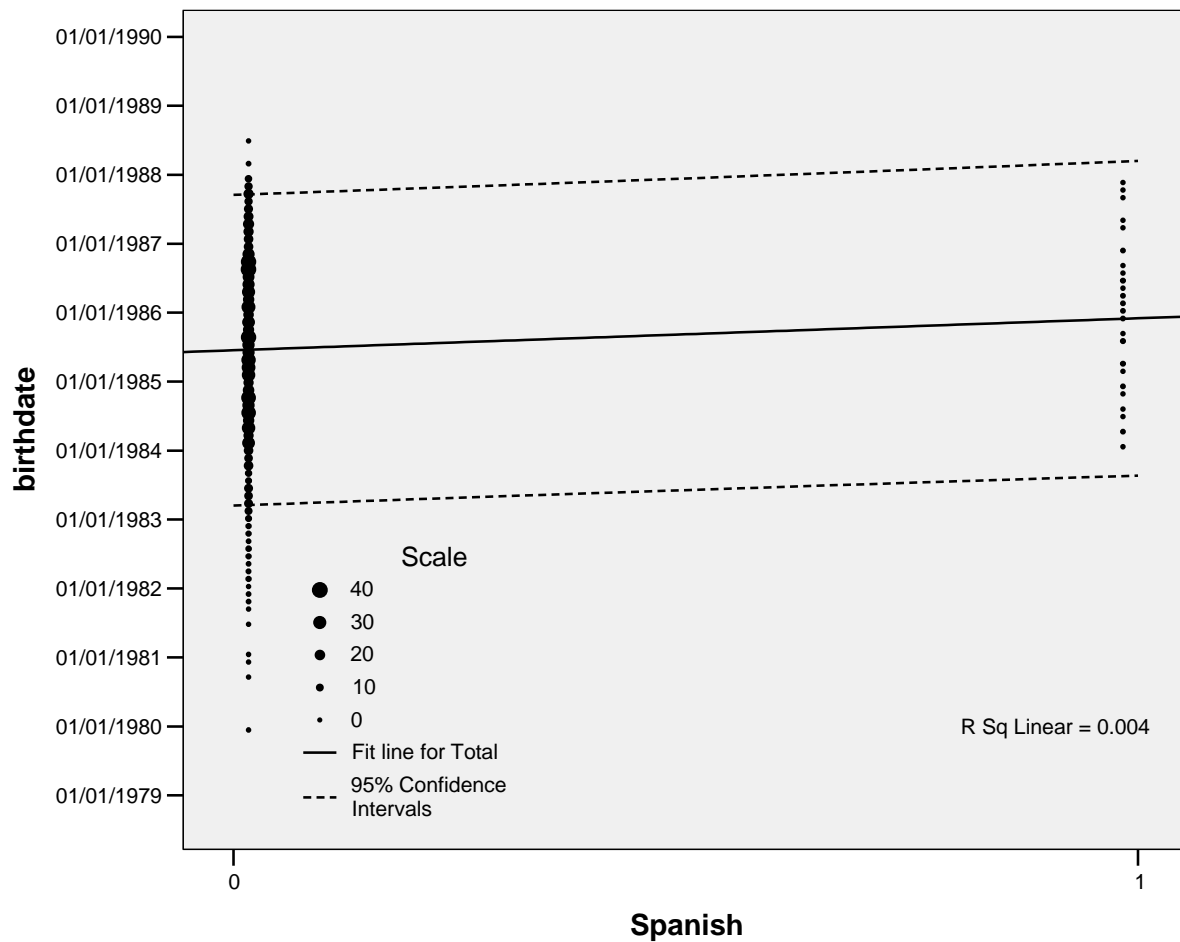






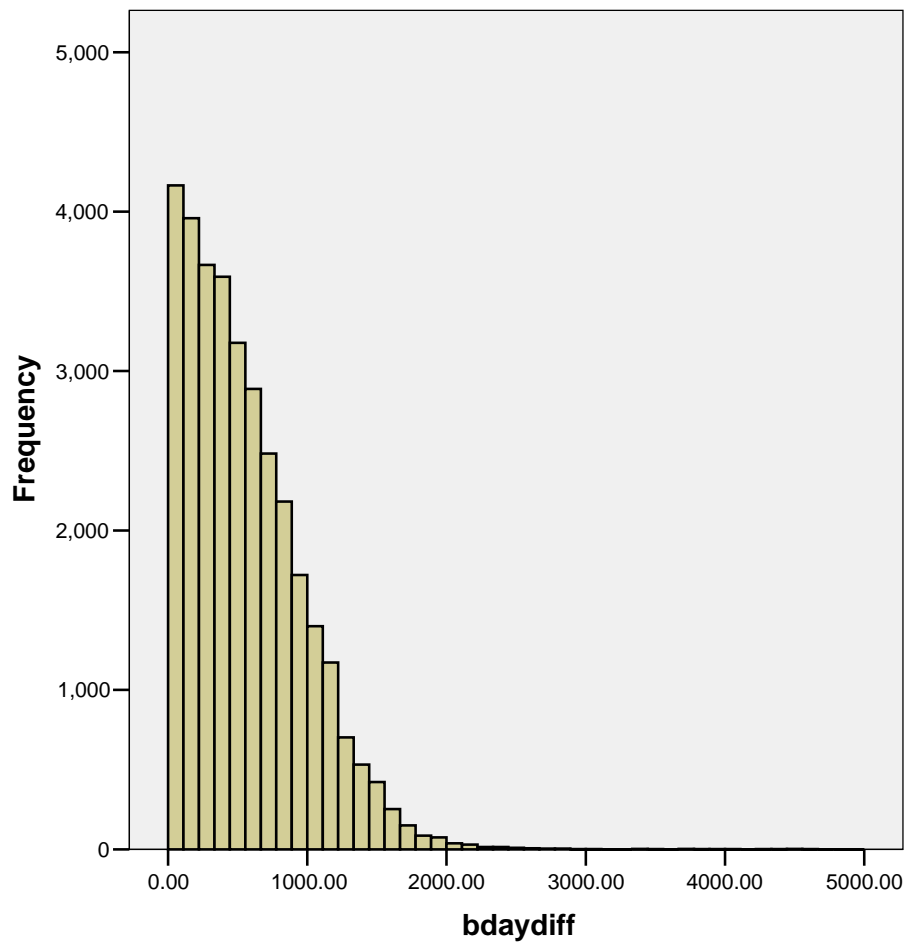




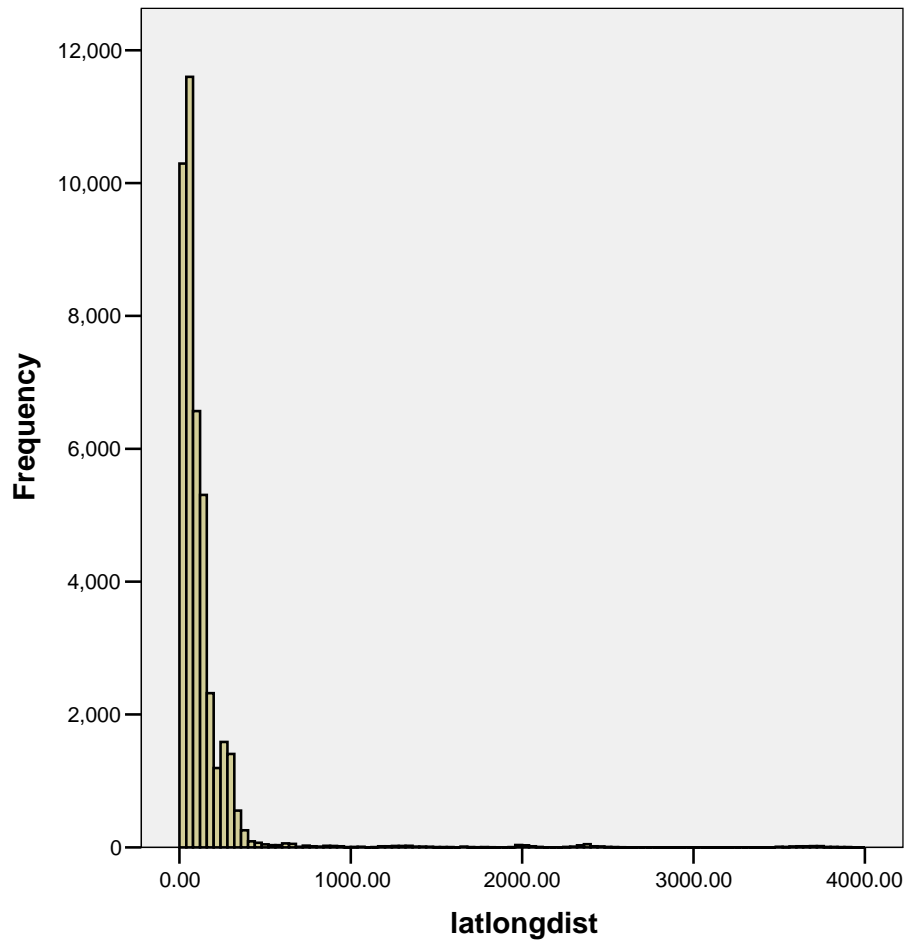


Descriptive Statistics

	N	Minimum	Maximum	Mean	Std. Deviation
connected	55806	0	1	.03	.157
bdaydiff	32759	1.00	4634.00	557.5639	419.15170
latlongdist	42073	.00	3915.02	130.7876	267.06880
Valid N (listwise)	27045				



Mean = 557.5639
Std. Dev. = 419.1517
N = 32,759



Mean = 130.7876
Std. Dev. = 267.0688
N = 42,073

